

X870E VALKYRIE Motherboard



- Supports Ryzen™ 9000 / 8000 / 7000 series desktop processors
- AMD X870E Chip Architecture
- Supports 4-DIMM DDR5 up to 256 GB Memory
- Support AMD EXPO™ Technology & Intel XMP
- 18+2+2 Phases & 110A SPS Power Design
- 2 PCIe 5.0 x16 slots, 1 PCIe 4.0 x16 slot
- 6 SATA III, 1 M.2 (PCIe Gen5 x4), 3 M.2 (PCIe Gen4 x4)
- Graphics Output Options: HDMI 2.1 & Display 1.4
- 2 Rear USB4 Type-C supports Display outputs
- 8 Rear USB 3.2 Gen2 Type-A
- Realtek ALC1220-VB2 7.1 CH HD Audio Codec, Gold Audio Caps
- Realtek 2.5G Ethernet LAN Chip
- Supports SMART BIOS UPDATE button & SMART BIOS UPDATE USB port



Specification

CPU SUPPORT	Socket AM5 support AMD Ryzen™ 9000 / 8000 / 7000 series Processors Support for future AMD Ryzen processors with BIOS update * Please refer to www.biostar.com.tw for CPU support list.
MEMORY	AMD Ryzen 9000 / 8000 / 7000 Series Processors: Supports Dual Channel DDR5 - 8000+(OC) MT/s, Non-ECC, Un-buffered Memory 4 x DDR5 DIMM Memory Slot, Max. Supports up to 256 GB Memory Support Intel® Extreme Memory Profile (XMP) memory modules and AMD EXTENDED Profiles for Overclocking (EXPO) memory modules * Please refer to www.biostar.com.tw for Memory support list.
INTEGRATED VIDEO	Supports DX12 Supports HDCP

STORAGE	<p>Total support 4 x M.2 Socket and 6 x SATA (6Gb/s) ports AMD Ryzen 9000 / 8000G / 7000 Series Processors 1 x M.2 (Key M) Socket (M2M_CPU): Supports M.2 Type 2280 SSD module Supports PCIe 5.0 x4 (128Gb/s)/ 4.0 x4 (64Gb/s) - NVMe SSD AMD X870 Chipset 1 x M.2 (Key M) Socket (M2M_SB_1): Support M.2 Type 2260/2280/22110 SSD module Support PCIe 4.0 x 4 (64Gb/s) - NVMe SSD 1 x M.2 (Key M2) Socket (M2M_SB_2): Support M.2 Type 2260/2280 SSD module Support PCIe 4.0 x 4 (64Gb/s) - NVMe SSD 1 x M.2 (Key M2) Socket (M2M_SB_3): Support M.2 Type 2280 SSD module Support PCIe 4.0 x 4 (64Gb/s) - NVMe SSD 6 x SATA III Connector (6Gb/s): Supports AHCI & RAID 0, 1, 10 * When using module on M.2 Socket (M2M_SB_3), the PCI-E slot (PCIEX16_3) will be disabled.</p>
LAN	<p>Realtek RTL8125D 10/ 100/ 1000/ 2500 Mb/s auto negotiation, Half / Full duplex capability</p>
AUDIO CODEC	<p>Realtek ALC1220-VB2 7.1 Channels, High Definition Audio, Hi-Fi (Front)</p>
USB	<p>2 x USB 4.0/Thunderbolt Type-C Port with (DP) (2 on rear I/O) 1 x USB 3.2 (Gen2x2) Type-C port (1 via internal headers) 10 x USB 3.2 (Gen2) port (8 on rear I/O and 2 via internal header) 4 x USB 2.0 port (4 via internal headers)</p>
EXPANSION SLOT	<p>AMD Ryzen 9000/ 7000 Series Processors 1 x PCIe 5.0 x16 Slot (x16 or x8/x8 mode) 1 x PCIe 5.0 x16 Slot (x8 mode) * When you use both, PCIEX16_1 and PCIEX16_2 will run x8 mode. AMD Ryzen 8700G & 8600G (Phoenix1) Processors 1 x PCIe 4.0 x16 Slot (x8 mode) 1 x PCIe 4.0 x16 Slot (disable) * Only support PCIEX16_1 for x8 mode, PCIEX16_2 will be disable. AMD Ryzen 8500G & 8300G (Phoenix2) Processors 1 x PCIe 4.0 x16 Slot (x4 mode) 1 x PCIe 4.0 x16 Slot (disable) * Only support PCIEX16_1 for x4 mode, PCIEX16_2 will be disable. AMD X870E Chipset 1 x PCIe 4.0 x16 Slot (x4 mode)</p>
REAR I/O	<p>2 x WiFi Antenna Ports 1 x HDMI Port (HDMI2.1 FRL 2.1 FRL mode) 1 x DP Port (DP1.4) 2 x USB 4.0/Thunderbolt Type-C Port with (DP) 8 x USB 3.2 (Gen2) Ports 1 x 2.5 Gigabit LAN port 5 x Audio Jack 1 x S/PDIF_Out 1 x SMART BIOS UPDATE Button 1 x SMART BIOS USB Port</p>

INTERNAL I/O	6 x SATA III Connector (6Gb/s) 1 x M.2 (E Key) Socket : Supports 2230 type Wi-Fi & Bluetooth module 1 x USB 3.2 (Gen2x2) Type-C Port (each header supports 1 USB 3.2 (Gen2x2) Type-C port) 1 x USB 3.2 (Gen2) Header (each header supports 2 USB 3.2 (Gen2) ports) 2 x USB 2.0 Header (each header supports 2 USB 2.0 ports) 2 x 8-Pin Power Connector 1 x 24-Pin Power Connector 1 x CPU Fan Connector 1 x CPU water cooling connector (CPU_OPT) 4 x System Fan Connector 1 x Front Panel Header 1 x Front Audio Header 1 x Internal Stereo Speaker Header 1 x Clear CMOS Switch Button 1 x Power Switch Button 1 x Reset Switch Button 1 x COM Port Header 1 x TPM Header 1 x Thunderbolt Header 4 x LED Header (5V) 1 x LED Header (12V) 1 x IO LED Header * M.2 (E Key) Wi-Fi card is not provided
RAID	Supports RAID 0, 1, 10 for M.2 NVMe storage devices
H/W MONITORING	CPU / System Temperature Monitoring Smart / Manual CPU Fan Control CPU/DDR Voltage Monitoring
DIMENSION	ATX Form Factor Dimension: 24.4 cm x 30.5 cm (W x L)
OS SUPPORT	Supports Windows 10(64bit) / Windows 11(64bit) *Biostar reserves the right to add or remove support for any OS with or without notice.
BUNDLE SOFTWARE	BullGuard
ACCESSORIES	4 x SATA Cable 1 x Quick Guide 1 x Smart Connector

OVERVIEW

	<p>AMD X870E chipset</p> <p>When only the fastest will do, an AMD X870E motherboard delivers. With USB 4.0 onboard along with robust overclocking capabilities, featuring faster dual-channel DDR5 memory support, AMD EXPO™ technology and PCIe® 5.0 support for both graphics and NVMe, you can play the most demanding games and deliver your biggest projects with the revolutionary performance of an AMD X870E motherboard and AMD Ryzen™ 9000, 8000, and 7000 Series processors.</p>
	<p>HD Audio</p> <p>Provides high quality sound with minimal loss of audio fidelity.</p>




	<h3>Hi-Fi Ground</h3> <p>BIOSTAR Hi-Fi Ground (Golden Line) is noise-blocking multi-layer PCB design to isolates analog audio signals from digital sources. Unique PCB layout is ideal for exceptional clarity and high fidelity sound.</p>
	<h3>Hi-Fi AMP</h3> <p>The built-in amplifier can drive major high-end headphones with over 100dB loads and offer wide band-width, low noise, high slew rate and low distortion audio source from front panel I/O. Gaming enthusiasts can enjoy a fuller range of dynamic sound with crisper details and less distortion.</p>
	<h3>Smart Ear</h3> <p>Smart EAR is a windows-based audio utility which allows you to easily adjust system volume. With its user-friendly GUI, you can also increase or decrease impedance setting (Low/High Gain) to optimize your headphone performance. You can easily enjoy high-quality and awesome sound.</p>
	<h3>Hi-Fi Cap</h3> <p>Hi-Fi Cap delivers low noise, low distortion, and wide bandwidth to achieve the highest sound resolution and sound expansion. It ensures the most realistic sound effects to gaming enthusiasts.</p>
	<h3>DisplayPort</h3> <p>DisplayPort is a digital display interface developed by the Video Electronics Standards Association (VESA). The interface is primarily used to connect a video source to a display device such as a computer monitor, though it can also be used to carry audio.</p>
	<h3>DX12</h3> <p>DirectX 12 introduces the next version of Direct3D, the graphics API at the heart of DirectX. Direct3D is one of the most critical pieces of a game or game engine, and we've redesigned it to be faster and more efficient than ever before. Direct3D 12 enables richer scenes, more objects, and full utilization of modern GPU hardware.</p>
	<h3>HDMI 2.1</h3> <p>HDMI 2.1 supports true 4K resolution- 4096*2160@120hz. A significant increase in bandwidth is up to 18mbps, and significant enhancements are added to support the continued increase consumer demands on video and audio experience.</p>
	<h3>SATAIII 6Gbps</h3> <p>SATAIII 6Gbps provides a higher bandwidth to retrieve and transfer HD media. With this super speed data transfer, SATAIII allows an incredible data boost which is 2x faster than the SATA II.</p>
	<h3>8-Layer Low-loss PCB Design</h3> <p>Providing stable power and higher energy efficiency , It is Able to offer the best overclocking experience.</p>

	<p>DDR5</p> <p>DDR5 provides 50% higher bandwidth than DDR4, the frequency can be up to 6000+(OC)MHz, and can boasts the largest memory capacity available. It also supports dual channels and has lower power consumption, which can provide better performance and experience for overclockers.</p>
	<p>PCIe 5.0</p> <p>PCIe 5.0 increases the data rate from 16GT/s to 32GT/s, which is twice as fast as PCIe 4.0. The maximum data transfer of bandwidth for two-way communication can reach 128GB/s. In addition, synchronized compatible with PCIe 4.0 and previous versions of devices.</p>
	<p>PCIe 4.0</p> <p>PCIe 4.0 is the ubiquitous and general-purpose PCI Express I/O standard. At 16GT/s bit rate, the interconnect performance bandwidth is doubled over PCIe 3.0, while preserving compatibility with software and mechanical interfaces.</p>
	<p>PCIe 4.0 M.2</p> <p>PCIe 4.0 M.2 delivers the highest bandwidth and lower latency. It is 2 times faster compared with PCIe 3.0 M.2 .</p>
	<p>PCIe 5.0 M.2</p> <p>PCIe 5.0 M.2 is the latest storage interface, it delivers the highest bandwidth and lower latency. It is 2 times faster compared with PCIe 4.0 M.2 .</p>
	<p>USB 3.2 Gen2 Type-A</p> <p>USB 3.2 Gen2 is a new standard called SuperSpeed USB 10Gbps to address increased performance and improve data transmission speed. It is for a max data transfer rate of 10Gbps and creates the best possible connection between your devices.</p>
	<p>USB 4.0 Type-C</p> <p>The USB 4.0 supports a maximum transmission speed of 40Gbps, allowing for simultaneous data transfer and charging. It is also compatible with previous USB devices, making it the fastest and most convenient choice for users in terms of transmission interfaces.</p>
	<p>Dr. MOS</p> <p>Dr. MOS integrates driver ICs and high-side / low-side MOSFETs into a small package to reduce switching losses that enables superior efficiency and performance at higher switching frequencies.</p>
	<p>USB 3.2 Gen2x2</p> <p>USB 3.2 Gen2x2 is a new standard called SuperSpeed USB 20Gbps to address increased performance and improve data transmission speed. It is for a max data transfer rate of 20Gbps and creates the best possible connection between your devices.</p>

	<h3>Digital PWM</h3> <p>Digital PWM controller is with dual-output multiphase that faster transient performance and accurately regulated frequency control. It can be enabled to greatly increase system efficiency.</p>
	<h3>WiFi 7</h3> <p>The latest version of WiFi utilizes three different frequency bands: 2.4GHz, 5GHz, and 6GHz. It offers lower latency, improved performance, and enhanced security, allowing more devices to smoothly operate on wireless networks simultaneously under optimal conditions.</p>
	<h3>USB PD Charging</h3> <p>The USB PD Charging technology utilizes the USB Type-C interface, offering users a more convenient and efficient charging experience with faster charging speeds, intelligent power management, a single charging standard, and other advantages.</p>
	<h3>2.5 GbE LAN</h3> <p>The 2.5 GbE LAN offers faster transmission speeds compared to traditional 1 GbE LAN and is currently the mainstream transmission speed. It enhances data transmission speeds among devices within a local area network, making it particularly suitable for scenarios requiring large-scale data transfer.</p>
	<h3>Super Durable Solid Caps</h3> <p>The best quality solid state capacitors with ultra low ESR design, the Super Durable Solid Caps doubles the lifespan.</p>
	<h3>Iron Slot Protection</h3> <p>The exclusive Iron Slot Protection can reinforce PCI-E x16 slots to handle heavier graphics cards, prevent bending, and extend longevity of the slot, making the new-gen RACING Series much more robust.</p>
	<h3>Tough Power Connectors</h3> <p>Tough Power Connectors are very robust that have larger area to ensure stable and reliable power supply. They can pack more power and durability to make your PC last longer.</p>
	<h3>Super Durable Inductor</h3> <p>Super Durable Inductor brings the benefits of higher current capacity, lower energy loss and better power stability.</p>
	<h3>Moistureproof PCB</h3> <p>The PCB will be oxidizing easily by damp or absorbed moisture, and ionic migration or CAF (Conductive Anodic Filament) will be generated. Moistureproof PCB meets high density and high reliability requirements for moisture proof.</p>

	<h3>M.2 Cooling Protection</h3> <p>M.2 heatsink features ultra-high cooling efficiency for protecting the M.2 SSD from thermal problems, extending the M.2 SSD lifespan for long-term usage and stable operation. To top it off, this cooling design makes the performance of certain M.2 (PCI-e 3.0x4) products most efficient even under high-temperature operating.</p>
	<h3>Dual BIOS</h3> <p>Dual BIOS technology offers a backup BIOS chip to take over the failed main BIOS and recover the system automatically without factory repair.</p>
	<h3>ESD Protection</h3> <p>ESD (Electrostatic Discharge) is the major factor to destroy the PC by electrical overstress (EOS) condition. ESD occurred by PC users when touch any devices connect to a PC, which may result in damage to the motherboard or parts. ESD protection is designed to protect the motherboard and equipment from damage by EOS.</p>
	<h3>OC / OV / OH Protection</h3> <p>OC / OV / OH Protection design detects overvoltage conditions and prevents voltage surges from spreading in real time. It also actively cuts off the overvoltage supply to protect your system.</p>
	<h3>Armor Gear</h3> <p>The new Armor Gear, which offers more stability and durability, comes with I/O Armor to protect I/O interfaces from static electricity. It is equipped with full-color RGB LED light that users can use VIVID LED DJ to synchronize it and build your own color gaming lights.</p>
	<h3>2.5Guard</h3> <p>2.5GUARD features 2.5G having higher data transfer speeds and can strengthen electrical stability and prevent damage from lightning strikes and electrical surges. It's 2.5X improvement than standard Ethernet connections.</p>
	<h3>VIVID LED DJ</h3> <p>The VIVID LED DJ has launched a brand-new interface that offers better compatibility with peripheral devices, delivering the best lighting experience to users and allowing them to create a unique personal style.</p>
	<h3>UEFI BIOS</h3> <p>Unified Extensible Firmware Interface (UEFI) is a brand new framework that provides a revolutionary interface. It is a modern clear and easy-to-use graphical user interface. The UEFI comes with a colorful easy-understand icons lead users into the setup layer directly.</p>
	<h3>EZ Mode</h3> <p>BIOSTAR EZ Mode makes everything as simple and efficient as possible. It has an attractive easy-to-use BIOS system interface that guides users to solve their problems with ease. It lays out the things which you often do in BIOS system to make the flow smooth and seamless.</p>

	<h3>BIO-Flasher</h3> <p>BIO-Flasher is a convenient BIOS update tool. Just launch this tool and put the BIOS on USB pen driver before entering the OS. You can update your BIOS with only a few clicks without preparing an additional floppy disk or other complicated flash utility.</p>
	<h3>Rapid Debug 3</h3> <p>Rapid Debug 3 posts critical POST code information in a digital LED display. When system malfunction occurs, it auto-detects the device's failure and translates the error codes on the digital LED.</p>
	<h3>A.I FAN</h3> <p>With A.I FAN users can ensure that their gaming PC can maintain its performance while staying cool. According to different cooling needs and usage scenarios, users can control speed modes. Allows users to have more customizability of fan modes and automatically detects different temperatures to make fan operate at defined speed for optimal cooling performance.</p>
	<h3>LED ROCK ZONE</h3> <p>LED ROCK ZONE comes with the RGB 12V LED header and Digital 5V LED header which offer more colorful lighting options to DIY lovers. Adjusting the color of LED and changing system colors by VIVID LED DJ will make you fully enjoy the process of PC modding developing your personal style.</p>
	<h3>CPU OPT</h3> <p>BIOSTAR offers one more fan header which is called CPU OPT. Users can use it to connect any kind of water coolers for a liquid cooling system. Keep your computer stable and enjoy your machine at the utmost potential.</p>
	<h3>BIOSTAR RGB SYNC</h3> <p>BIOSOTAR RGB SYNC is designed to create your personalized lighting effects. Let all the RGB peripherals and components sync together.</p>
	<h3>A.I TP Control</h3> <p>A.I TP Control is designed for overclockers. It provides a user-friendly BIOS environment that overclockers can adjust the temperature setting to keep your PC safe and enjoy extreme overclocking performance.</p>
	<h3>Smart Update</h3> <p>Biostar Smart Update is a utility that can help users run online update. It can download the drivers for your motherboard from Biostar official website and install them automatically.</p>
	<h3>SMART BIOS UPDATE</h3> <p>The easiest way to update the BIOS is provided. Connect the USB driver to the SMART BIOS USB port to update.</p>

	<h3>Auto Installer</h3> <p>The Auto Installer is capable of automatically installing the required drivers on Windows OS, providing users with a more intuitive and convenient experience, eliminating the hassle of manually searching for drivers.</p>
	<h3>M.2 Anchor</h3> <p>The M.2 Anchor provides a faster and more convenient M.2 installation experience, requiring no tools; simply press gently to complete.</p>
	<h3>HDMI</h3> <p>The terms HDMI and HDMI High-Definition Multimedia Interface, and the HDMI Logo are trademarks or registered trademarks of HDMI Licensing Administrator, Inc. in the United States and other countries.</p>

***The specification and pictures are subject to change without notice and the package contents may differ by area or your motherboard version!**



BIOSTAR®
Beyond Better, Racing to the Future.