

A620MS Motherboard






- Socket AM5 support AMD Ryzen™ 7000 / 8000 / 9000 series Processors
- AMD A620 single chip architecture
- Supports 2-DIMM DDR5 up to 96 GB Memory
- Supports Front USB 3.2 Gen1
- Supports PCIe 4.0 M.2 (64Gb/s)
- Supports HDMI 4K resolution

Specification

CPU SUPPORT	Socket AM5 support AMD Ryzen™ 7000 / 8000 / 9000 series Processors Support for future AMD Ryzen processors with BIOS update * Please refer to www.biostar.com.tw for CPU support list.
MEMORY	AMD Ryzen 7000 / 8000 / 9000 series Processors: Supports Dual Channel DDR5 6000+(OC) / 5600(OC)/ 5400(OC)/ 5200/ 4800 2 x DDR5 DIMM Memory Slot, Max. Supports up to 96 GB Memory Each DIMM supports non-ECC 8/ 16/ 24/ 32/ 48 GB DDR5 module * Please refer to www.biostar.com.tw for Memory support list.
INTEGRATED VIDEO	By CPU model Supports DX12 Supports HDCP
STORAGE	Total support 1 x M.2 Socket and 4 x SATA (6Gb/s) ports AMD Ryzen 7000 / 8000 / 9000 Series Processors 1x M.2 (Key M) Socket (M2M_CPU) : Supports M.2 Type 2242/ 2260/ 2280 SSD module Supports PCIe 4.0 x4 (64Gb/s) - NVMe SSD AMD A620 Chipset 4x SATA III Connector (6Gb/s) : Supports AHCI & RAID 0, 1, 10
LAN	Realtek RTL8111H 10/ 100/ 1000 Mb/s auto negotiation, Half / Full duplex capability
AUDIO CODEC	ALC897 7.1 Channels, High Definition Audio, Hi-Fi
USB	6 x USB 3.2 Gen1 port (4 on rear I/Os and 2 via internal headers) 6 x USB 2.0 port (2 on rear I/Os and 4 via internal headers)
EXPANSION SLOT	AMD Ryzen 7000 / 8000 / 9000 Series Processors 1 x PCIe 4.0 x16 Slot (x16 or x8/x8 mode) AMD A620 Chipset 1 x PCIe 3.0 x1 Slot

REAR I/O	<ul style="list-style-type: none"> 1 x SMART BIOS UPDATE Button 1 x HDMI Port (HDMI1.4) 1 x DP Port (DP1.2) 4 x USB 3.2 (Gen1) Type-A Port 2 x USB 2.0 Type-A Port 1 x Giga LAN port 3 x Audio Jack
INTERNAL I/O	<ul style="list-style-type: none"> 4 x SATA III Connector (6Gb/s) 2 x USB 2.0 Header (each header supports 2 USB 2.0 ports) 1 x USB 3.2 (Gen1) Header (each header supports 2 USB 3.2 (Gen1) ports) 1 x 8-Pin Power Connector 1 x 24-Pin Power Connector 1 x CPU Fan Connector 1 x System Fan Connector 1 x CPU water cooling connector (CPU_OPT) 1 x Front Panel Header 1 x Front Audio Header 1 x Internal Stereo Speaker Header 1 x Clear CMOS Header 1 x COM Port Header 1 x TPM Header
H/W MONITORING	<ul style="list-style-type: none"> CPU / System Temperature Monitoring CPU / System Fan Monitoring Smart / Manual CPU Fan Control CPU/DDR Voltage Monitoring
DIMENSION	Micro ATX Form Factor Dimension: 22.1cm x 23.5cm (W x L)
OS SUPPORT	<ul style="list-style-type: none"> Supports Windows 10(64bit)/ 11(64bit) *Biostar reserves the right to add or remove support for any OS with or without notice.
BUNDLE SOFTWARE	BullGuard
ACCESSORIES	<ul style="list-style-type: none"> 2 x SATA Cable 1 x I/O Shield 1 x DVD Driver 1 x Quick Guide 2 x M.2 Anchor

OVERVIEW

	<p>AMD A620 chipset</p> <p>AMD A620 chipset provides a simple, stable platform and more than enough connectivity and bandwidth options to satisfy both demanding home users and media aficionados.</p>
	<p>HD Audio</p> <p>Provides high quality sound with minimal loss of audio fidelity.</p>
	<p>Hi-Fi Ground</p> <p>BIOSTAR Hi-Fi Ground (Golden Line) is noise-blocking multi-layer PCB design to isolates analog audio signals from digital sources. Unique PCB layout is ideal for exceptional clarity and high fidelity sound.</p>

	<h3>Hi-Fi AMP</h3> <p>The built-in amplifier can drive major high-end headphones with over 100dB loads and offer wide band-width, low noise, high slew rate and low distortion audio source from front panel I/O. Gaming enthusiasts can enjoy a fuller range of dynamic sound with crisper details and less distortion.</p>
	<h3>Smart Ear</h3> <p>Smart EAR is a windows-based audio utility which allows you to easily adjust system volume. With its user-friendly GUI, you can also increase or decrease impedance setting (Low/High Gain) to optimize your headphone performance. You can easily enjoy high-quality and awesome sound.</p>
	<h3>HDMI 4K2K</h3> <p>The new 4K2K resolution enables high-definition image display with four times the resolution of full HD, 4K2K display is faithfully express bright, highly detailed content that fills the entire screen with lifelike images. Connectivity with PCs via a single HDMI cable for displaying 4K2K data.</p>
	<h3>DisplayPort</h3> <p>DisplayPort is a digital display interface developed by the Video Electronics Standards Association (VESA). The interface is primarily used to connect a video source to a display device such as a computer monitor, though it can also be used to carry audio.</p>
	<h3>DX12</h3> <p>DirectX 12 introduces the next version of Direct3D, the graphics API at the heart of DirectX. Direct3D is one of the most critical pieces of a game or game engine, and we've redesigned it to be faster and more efficient than ever before. Direct3D 12 enables richer scenes, more objects, and full utilization of modern GPU hardware.</p>
	<h3>SATAIII 6Gbps</h3> <p>SATAIII 6Gbps provides a higher bandwidth to retrieve and transfer HD media. With this super speed data transfer, SATAIII allows an incredible data boost which is 2x faster than the SATA II.</p>
	<h3>DDR5</h3> <p>DDR5 provides 50% higher bandwidth than DDR4, the frequency can be up to 6000+(OC)MHz, and can boasts the largest memory capacity available. It also supports dual channels and has lower power consumption, which can provide better performance and experience for overclockers.</p>
	<h3>PCIe 4.0</h3> <p>PCIe 4.0 is the ubiquitous and general-purpose PCI Express I/O standard. At 16GT/s bit rate, the interconnect performance bandwidth is doubled over PCIe 3.0, while preserving compatibility with software and mechanical interfaces.</p>
	<h3>PCIe 4.0 M.2</h3> <p>PCIe 4.0 M.2 delivers the highest bandwidth and lower latency. It is 2 times faster compared with PCIe 3.0 M.2 .</p>

	<h3>USB 3.2 Gen1 Type-A</h3> <p>USB 3.2 Gen1 delivers a compelling performance boosts and can be used to connect multiple devices without worrying about compatibility. It is capable of data transfer speeds up to 5Gbps and backwards compatible with all existing USB products.</p>
	<h3>S-Hyper PWM</h3> <p>The S-Hyper PWM has DCR current sensing architecture and lossless characteristic, offering excellent precision in delivering stable power with 100% fixed voltage to ensure that critical components of the motherboard are under protected with the maximum performance and reliability.</p>
	<h3>Super Durable Solid Caps</h3> <p>The best quality solid state capacitors with ultra low ESR design, the Super Durable Solid Caps doubles the lifespan.</p>
	<h3>Moistureproof PCB</h3> <p>The PCB will be oxidizing easily by damp or absorbed moisture, and ionic migration or CAF (Conductive Anodic Filament) will be generated. Moistureproof PCB meets high density and high reliability requirements for moisture proof.</p>
	<h3>Super LAN Surge Protection</h3> <p>Super LAN Surge Protection, providing LAN port with more advanced antistatic protection capabilities by adding an integrated chip to strengthen electrical stability and prevent damage from lightning strikes and electrical surges. SLSP (Super LAN Surge Protection) series motherboard upgrades the existing system protection standards with maximum 4X protection comparing to other board makers.</p>
	<h3>ESD Protection</h3> <p>ESD (Electrostatic Discharge) is the major factor to destroy the PC by electrical overstress (EOS) condition. ESD occurred by PC users when touch any devices connect to a PC, which may result in damage to the motherboard or parts. ESD protection is designed to protect the motherboard and equipment from damage by EOS.</p>
	<h3>UEFI BIOS</h3> <p>Unified Extensible Firmware Interface (UEFI) is a brand new framework that provides a revolutionary interface. It is a modern clear and easy-to-use graphical user interface. The UEFI comes with a colorful easy-understand icons leads users into the setup layer directly.</p>
	<h3>BIO-Flasher</h3> <p>BIO-Flasher is a convenient BIOS update tool. Just launch this tool and put the BIOS on USB pen driver before entering the OS. You can update your BIOS with only a few clicks without preparing an additional floppy disk or other complicated flash utility.</p>
	<h3>A.I FAN</h3> <p>With A.I FAN users can ensure that their gaming PC can maintain its performance while staying cool. According to different cooling needs and usage scenarios, users can control speed modes. Allows users to have more customizability of fan modes and automatically detects different temperatures to make fan operate at defined speed for optimal cooling performance.</p>

	<h3>CPU OPT</h3> <p>BIOSTAR offers one more fan header which is called CPU OPT. Users can use it to connect any kind of water coolers for a liquid cooling system. Keep your computer stable and enjoy your machine at the utmost potential.</p>
	<h3>Debug LED</h3> <p>Debug LED helps you identify any issues going with your board or hardware. When error occurs, the corresponding LED lights will inform you on the status of your board or hardware to shorten the test time effectively.</p>
	<h3>A.I TP Control</h3> <p>A.I TP Control is designed for overclockers. It provides a user-friendly BIOS environment that overclockers can adjust the temperature setting to keep your PC safe and enjoy extreme overclocking performance.</p>
	<h3>Smart Update</h3> <p>Biostar Smart Update is a utility that can help users run online update. It can download the drivers for your motherboard from Biostar official website and install them automatically.</p>
	<h3>SMART BIOS UPDATE</h3> <p>The easiest way to update the BIOS is provided. Connect the USB driver to the SMART BIOS USB port to update.</p>
	<h3>HDMI</h3> <p>The terms HDMI and HDMI High-Definition Multimedia Interface, and the HDMI Logo are trademarks or registered trademarks of HDMI Licensing Administrator, Inc. in the United States and other countries.</p>

***The specification and pictures are subject to change without notice and the package contents may differ by area or your motherboard version!**