

H610MHC 2.0 Motherboard






- Supports 12th/ 13th/14th Generation Intel Core™ Processor
- Intel H610 single chip architecture
- Supports 2-DIMM DDR4 up to 64 GB Memory
- Supports PCIe 4.0
- Supports PCIe 3.0 M.2 (32Gb/s)
- Supports HDMI® 4K2K
- Supports USB 3.2 Gen1

Specification

CPU SUPPORT	Support for 12th/13th/14th Generation Intel Core™ i9/ i7/ i5/ i3 processors and Intel Pentium processors/ Intel Celeron processors in the LGA1700 package * Please refer to www.biostar.com.tw for CPU support list.
MEMORY	Supports Dual Channel DDR4 - 3200/ 2933/ 2666/ 2400/ 2133/ 1866 2 x DDR4 DIMM Memory Slot, Max. Supports up to 64 GB Memory Each DIMM supports non-ECC 4/ 8/ 16/ 32 GB DDR4 module Support Intel® Extreme Memory Profile (XMP) memory modules * Please refer to www.biostar.com.tw for Memory support list.
INTEGRATED VIDEO	By CPU model Supports DX12 Supports HDCP
STORAGE	Total supports 1x M.2 socket and 4x SATA III (6Gb/s) ports Intel H610 Chipset 1 x M.2 (M Key) Socket (M2M_SB): Supports M.2 Type 2242/2260/2280 SSD module Supports PCIe 3.0 x4 (32Gb/s) - NVMe/ AHCI SSD 4 x SATA III Connector (6Gb/s)
LAN	Realtek RTL8111H 10/ 100/ 1000 Mb/s auto negotiation, Half / Full duplex capability
AUDIO CODEC	ALC897 7.1 Channels, High Definition Audio
USB	4 x USB 3.2 (Gen1) port (2 on rear I/Os and 2 via internal headers) 6 x USB 2.0 port (4 on rear I/Os and 2 via internal headers)
EXPANSION SLOT	Intel 12th/13th/14th Processors 1x PCIe 4.0 x16 Slot Intel H610 Chipset 1x PCIe 3.0 x1 Slot

REAR I/O	<ul style="list-style-type: none"> 1 x HDMI® Port 1 x VGA Port 2 x USB 3.2 (Gen1) ports 4 x USB 2.0 ports 1 x LAN port 3 x Audio Jack
INTERNAL I/O	<ul style="list-style-type: none"> 4 x SATA III Connector (6Gb/s) 1 x USB 2.0 Header (each header supports 2 USB 2.0 ports) 1 x USB 3.2 (Gen1) Header (each header supports 2 USB 3.2 (Gen1) ports) 1 x 8-Pin Power Connector 1 x 24-Pin Power Connector 1 x CPU Fan Connector 1 x System Fan Connector 1 x Front Panel Header 1 x Front Audio Header 1 x Speaker Header 1 x Clear CMOS Header
H/W MONITORING	<ul style="list-style-type: none"> CPU / System Temperature Monitoring CPU / System Fan Monitoring Smart / Manual CPU Fan Control CPU/DDR Voltage Monitoring
DIMENSION	Micro ATX Form Factor Dimension: 18.5cm x 22.6cm (W x L)
OS SUPPORT	<ul style="list-style-type: none"> Supports Windows 10 (64bit) / 11(64bit) *Biostar reserves the right to add or remove support for any OS with or without notice.
BUNDLE SOFTWARE	BullGuard
ACCESSORIES	<ul style="list-style-type: none"> 2 x SATA Cable 1 x I/O Shield 1 x DVD Driver 1 x Quick Guide

OVERVIEW

	<p>Intel H610 chipset</p> <p>With the Intel® H610 chipset and the 12th generation Intel® Core™ i9/ i7/ i5/ i3 processors and Intel® Pentium® processors, you will immediately be at the forefront of the battlefield, fueled by mind-blowing power and performance. From content creation to gaming, the Intel H610 chipset provides you with the power and performance you need.</p>
	<p>HD Audio</p> <p>Provides high quality sound with minimal loss of audio fidelity.</p>
	<p>Smart Ear</p> <p>Smart EAR is a windows-based audio utility which allows you to easily adjust system volume. With its user-friendly GUI, you can also increase or decrease impedance setting (Low/High Gain) to optimize your headphone performance. You can easily enjoy high-quality and awesome sound.</p>

	<h3>HDMI® 4K2K</h3> <p>The new 4K2K resolution enables high-definition image display with four times the resolution of full HD, 4K2K display is faithfully express bright, highly detailed content that fills the entire screen with lifelike images. Connectivity with PCs via a single HDMI® cable for displaying 4K2K data.</p>
	<h3>DX12</h3> <p>DirectX 12 introduces the next version of Direct3D, the graphics API at the heart of DirectX. Direct3D is one of the most critical pieces of a game or game engine, and we've redesigned it to be faster and more efficient than ever before. Direct3D 12 enables richer scenes, more objects, and full utilization of modern GPU hardware.</p>
	<h3>PCIe M.2</h3> <p>PCIe M.2 32Gb/s delivers the highest bandwidth and lower latency. It is 3 times faster compared with PCIe M.2 10Gb/s.</p>
	<h3>PCIe 3.0</h3> <p>PCIe 3.0 is the ubiquitous and general-purpose PCI Express I/O standard. At 8GT/s bit rate, the interconnect performance bandwidth is doubled over PCIe 2.0, while preserving compatibility with software and mechanical interfaces.</p>
	<h3>SATAIII 6Gbps</h3> <p>SATAIII 6Gbps provides a higher bandwidth to retrieve and transfer HD media. With this super speed data transfer, SATAIII allows an incredible data boost which is 2x faster than the SATA II.</p>
	<h3>Dual DDR4</h3> <p>The primary advantages of DDR4 over DDR3, include higher module density, lower voltage requirements, coupled with higher data transfer rate.</p>
	<h3>PCIe 4.0</h3> <p>PCIe 4.0 is the ubiquitous and general-purpose PCI Express I/O standard. At 16GT/s bit rate, the interconnect performance bandwidth is doubled over PCIe 3.0, while preserving compatibility with software and mechanical interfaces.</p>
	<h3>USB 3.2 Gen1 Type-A</h3> <p>USB 3.2 Gen1 delivers a compelling performance boosts and can be used to connect multiple devices without worrying about compatibility. It is capable of data transfer speeds up to 5Gbps and backwards compatible with all existing USB products.</p>
	<h3>Super Durable Solid Caps</h3> <p>The best quality solid state capacitors with ultra low ESR design, the Super Durable Solid Caps doubles the lifespan.</p>

	<h3>Super Durable Inductor</h3> <p>Super Durable Inductor brings the benefits of higher current capacity, lower energy loss and better power stability.</p>
	<h3>Moistureproof PCB</h3> <p>The PCB will be oxidizing easily by damp or absorbed moisture, and ionic migration or CAF (Conductive Anodic Filament) will be generated. Moistureproof PCB meets high density and high reliability requirements for moisture proof.</p>
	<h3>ESD Protection</h3> <p>ESD (Electrostatic Discharge) is the major factor to destroy the PC by electrical overstress (EOS) condition. ESD occurred by PC users when touch any devices connect to a PC, which may result in damage to the motherboard or parts. ESD protection is designed to protect the motherboard and equipment from damage by EOS.</p>
	<h3>UEFI BIOS</h3> <p>Unified Extensible Firmware Interface (UEFI) is a brand new framework that provides a revolutionary interface. It is a modern clear and easy-to-use graphical user interface. The UEFI comes with a colorful easy-understand icons lead users into the setup layer directly.</p>
	<h3>BIO-Flasher</h3> <p>BIO-Flasher is a convenient BIOS update tool. Just launch this tool and put the BIOS on USB pen driver before entering the OS. You can update your BIOS with only a few clicks without preparing an additional floppy disk or other complicated flash utility.</p>
	<h3>A.I FAN</h3> <p>With A.I FAN users can ensure that their gaming PC can maintain its performance while staying cool. According to different cooling needs and usage scenarios, users can control speed modes. Allows users to have more customizability of fan modes and automatically detects different temperatures to make fan operate at defined speed for optimal cooling performance.</p>
	<h3>A.I TP Control</h3> <p>A.I TP Control is designed for overclockers. It provides a user-friendly BIOS environment that overclockers can adjust the temperature setting to keep your PC safe and enjoy extreme overclocking performance.</p>
	<h3>Smart Update</h3> <p>Biostar Smart Update is a utility that can help users run online update. It can download the drivers for your motherboard from Biostar official website and install them automatically.</p>
	<h3>HDMI®</h3> <p>The terms HDMI® and HDMI® High-Definition Multimedia Interface, and the HDMI® Logo are trademarks or registered trademarks of HDMI Licensing Administrator, Inc. in the United States and other countries.</p>

*The specification and pictures are subject to change without notice and the package contents may differ by area or your motherboard version!



BIOSTAR
BIOSTAR Microtech International Corp.

