

Z790 VALKYRIE Motherboard



- Supports 12th/ 13th/ 14th Generation Intel Core™ Processor
- Intel Z790 single chip architecture
- Supports 4-DIMM DDR5 up to 256 GB Memory
- Supports PCIe 5.0
- Supports PCIe M.2 (64Gb/s)
- Supports Intel Optane Technology
- Supports Display Port 5K
- Supports 2.5 GbE LAN
- Supports USB 3.2 Gen2x2 Type C
- Supports WiFi 6E module (No WiFi 6E card included)

Specification

CPU SUPPORT	Support for 12th/13th/14th Generation Intel Core™ i9/ i7/ i5/ i3 processors and Intel® Pentium processors/ Intel® Celeron processors in the LGA1700 package * Please refer to www.biostar.com.tw for CPU support list.
MEMORY	Supports Dual Channel DDR5 - 7200+(OC) MT/s, Non-ECC, Un-buffered ,Clocked Unbuffered DIMM (CUDIMM) Memory 4 x DDR5 DIMM Memory Slot, Max. Supports up to 256 GB Memory Support Intel® Extreme Memory Profile (XMP) memory modules * Please refer to www.biostar.com.tw for Memory support list.
INTEGRATED VIDEO	Supports DX12 Supports HDCP



BIOSTAR Tech International Corp.



STORAGE	<p>Total supports 5 x M.2 socket and 8x SATA III (6Gb/s) ports Intel 12th/13th/14th Processors 1 x M.2 (M Key) Socket (M2M_CPU1): Supports M.2 Type 2280 SSD module Supports PCIe 5.0 x4 (128Gb/s) - NVMe SSD 1 x M.2 (M Key) Socket (M2M_CPU2): Supports M.2 Type 2280/ 22110 SSD module Supports PCIe 4.0 x4 (64Gb/s) - NVMe SSD Intel Z790 Chipset 1 x M.2 (M Key) Socket (M2M_SB1): Supports M.2 Type 2280/ 22110 SSD module Supports PCIe 4.0 x4 (64Gb/s) - NVMe SSD 1 x M.2 (M Key) Socket (M2M_SB2): Supports M.2 Type 2280 SSD module Supports PCIe 4.0 x4 (64Gb/s) - NVMe SSD 1 x M.2 (M Key) Socket (M2M_SB3): Supports M.2 Type 2242/ 2260/ 2280 SSD module Supports PCIe 3.0 x4 (32Gb/s) - NVMe/ AHCI SSD & SATA III (6Gb/s) SSD 8 x SATA III Connector (6Gb/s): Supports AHCI, RAID 0, 1, 5, 10 & Intel Rapid Storage Technology * When using SATA SSD module on M.2 Socket (M2M_SB3), the SATA_8 connector will be disabled. * When using PCI-E module on M.2 Socket (M2M_CPU1), the PCI-E slot (PCIEx16_2) will be disabled. * When using PCI-E module on M.2 Socket (M2M_CPU1), the PCI-E slot (PCIEx16_1) will become x8.</p>
LAN	Intel I226-V 10/ 100/ 1000/ 2500 Mb/s auto negotiation, Half / Full duplex capability
AUDIO CODEC	ALC1220 7.1 Channels, High Definition Audio, Hi-Fi(front/rear)
USB	2 x USB 3.2 (Gen2x2) Type-C port (1 on rear I/O and 1 via internal header) 1 x USB 3.2 (Gen2) Type-C port (1 on rear I/O) with DP 1.2 8 x USB 3.2 (Gen2) port (6 on rear I/O and 2 via internal header) 4 x USB 2.0 port (4 via internal header)
EXPANSION SLOT	INTEL 12th/13th/14th Processors 1 x PCIe 5.0 x16 Slot (x16 mode or x8/x8 mode) 1 x PCIe 5.0 x16 Slot (x8 mode) INTEL Z790 Chipset 1 x PCIe 4.0 x16 Slot (x4 mode)
REAR I/O	2 x WIFI Antenna Port 1 x HDMI® Port 1 x DP Port (DP1.4) 1 x USB 3.2 (Gen2x2) Type-C Port 1 x USB 3.2 (Gen2) Type-C Port with DP 6 x USB 3.2 (Gen2) Port 1 x 2.5 Gigabit LAN port 5 x Audio Jack 1 x SPDIF_Out 1 x SMART BIOS UPDATE Button 1 x SMART BIOS USB Port



BIOSTAR International Corp.

INTERNAL I/O	8 x SATA III Connector (6Gb/s) 1 x M.2 (E Key) Socket : Supports 2230 type Wi-Fi & Bluetooth module and IntelGEN2 CNVi 2 x USB 2.0 Header (each header supports 2 USB 2.0 ports) 1 x USB 3.2 (Gen2) Header (each header supports 2 USB 3.2 (Gen2) ports) 1 x USB 3.2 (Gen2x2) Type C Header. 2 x 8-Pin Power Connector 1 x 24-Pin Power Connector 1 x CPU Fan Connector 1 x CPU water cooling connector (CPU_OPT) 4 x System Fan Connector 1 x Front Panel Header 1 x Front Audio Header 1 x Speaker Header 1 x Clear CMOS Header 1 x COM Port Header 1 x TPM Header 1 x Thunderbolt Header 2 x LED Header (5V) 1 x LED Header (12V) 1 x IO_LED Header 1 x SB_LED Header * M.2 (E key) Wi-Fi card is not provided
H/W MONITORING	CPU / System Temperature Monitoring Smart / Manual CPU Fan Control CPU/DDR Voltage Monitoring
DIMENSION	ATX Form Factor Dimension: 30.5cm x 24.4cm (W x L)
OS SUPPORT	Supports Windows Windows 10(64bit) / Windows 11(64bit) ※Biostar reserves the right to add or remove support for any OS with or without notice.
BUNDLE SOFTWARE	BullGuard
ACCESSORIES	4 x SATA Cable 1 x DVD Driver 1 x User Manual 1 x Female header 2X5/2.54mm/180度/61Y-72-05GG89/PINREX

OVERVIEW



	<p>Intel Z790 chipset</p> <p>With the Intel® Z790 chipset and the 12th/13th generation Intel® Core™ i9/ i7/ i5/ i3 processors and Intel® Pentium® processors, you will immediately be at the forefront of the battlefield, fueled by mind-blowing power and performance. From content creation to gaming, the Intel Z790 chipset provides you with the power and performance you need.</p>
	<p>HD Audio</p> <p>Provides high quality sound with minimal loss of audio fidelity.</p>

	<h3>Hi-Fi Ground</h3> <p>BIOSTAR Hi-Fi Ground (Golden Line) is noise-blocking multi-layer PCB design to isolates analog audio signals from digital sources. Unique PCB layout is ideal for exceptional clarity and high fidelity sound.</p>
	<h3>Hi-Fi AMP</h3> <p>The built-in amplifier can drive major high-end headphones with over 100dB loads and offer wide band-width, low noise, high slew rate and low distortion audio source from front panel I/O. Gaming enthusiasts can enjoy a fuller range of dynamic sound with crisper details and less distortion.</p>
	<h3>Smart Ear</h3> <p>Smart EAR is a windows-based audio utility which allows you to easily adjust system volume. With its user-friendly GUI, you can also increase or decrease impedance setting (Low/High Gain) to optimize your headphone performance. You can easily enjoy high-quality and awesome sound.</p>
	<h3>Hi-Fi Cap</h3> <p>Hi-Fi Cap delivers low noise, low distortion, and wide bandwidth to achieve the highest sound resolution and sound expansion. It ensures the most realistic sound effects to gaming enthusiasts.</p>
	<h3>DisplayPort</h3> <p>DisplayPort is a digital display interface developed by the Video Electronics Standards Association (VESA). The interface is primarily used to connect a video source to a display device such as a computer monitor, though it can also be used to carry audio.</p>
	<h3>DX12</h3> <p>DirectX 12 introduces the next version of Direct3D, the graphics API at the heart of DirectX. Direct3D is one of the most critical pieces of a game or game engine, and we've redesigned it to be faster and more efficient than ever before. Direct3D 12 enables richer scenes, more objects, and full utilization of modern GPU hardware.</p>
	<h3>HDMI® 2.1</h3> <p>HDMI® 2.1 supports true 4K resolution- 4096*2160@120hz. A significant increase in bandwidth is up to 18mbps, and significant enhancements are added to support the continued increase consumer demands on video and audio experience.</p>
	<h3>SATAIII 6Gbps</h3> <p>SATAIII 6Gbps provides a higher bandwidth to retrieve and transfer HD media. With this super speed data transfer, SATAIII allows an incredible data boost which is 2x faster than the SATA II.</p>
	<h3>8-Layer Low-loss PCB Design</h3> <p>Providing stable power and higher energy efficiency , It is Able to offer the best overclocking experience.</p>

	<h3>DDR5</h3> <p>DDR5 provides 50% higher bandwidth than DDR4, the frequency can be up to 6000+(OC)MHz, and can boasts the largest memory capacity available. It also supports dual channels and has lower power consumption, which can provide better performance and experience for overclockers.</p>
	<h3>PCIe 5.0</h3> <p>PCIe 5.0 increases the data rate from 16GT/s to 32GT/s, which is twice as fast as PCIe 4.0. The maximum data transfer of bandwidth for two-way communication can reach 128GB/s. In addition, synchronized compatible with PCIe 4.0 and previous versions of devices.</p>
	<h3>PCIe 4.0 M.2</h3> <p>PCIe 4.0 M.2 delivers the highest bandwidth and lower latency. It is 2 times faster compared with PCIe 3.0 M.2 .</p>
	<h3>PCIe 5.0 M.2</h3> <p>PCIe 5.0 M.2 is the latest storage interface, it delivers the highest bandwidth and lower latency. It is 2 times faster compared with PCIe 4.0 M.2 .</p>
	<h3>USB 3.2 Gen2 Type-C</h3> <p>USB 3.2 Gen2 offers up to double the transfer speed of USB 3.2 Gen1 at 10 Gbps that allows for much higher data transfer rates and more efficient data transfer. And the Type-C connector is reversible so it's easier to plug in.</p>
	<h3>USB 3.2 Gen2 Type-A</h3> <p>USB 3.2 Gen2 is a new standard called SuperSpeed USB 10Gbps to address increased performance and improve data transmission speed. It is for a max data transfer rate of 10Gbps and creates the best possible connection between your devices.</p>
	<h3>Dr. MOS</h3> <p>Dr. MOS integrates driver ICs and high-side / low-side MOSFETs into a small package to reduce switching losses that enables superior efficiency and performance at higher switching frequencies.</p>
	<h3>USB 3.2 Gen2x2</h3> <p>USB 3.2 Gen2x2 is a new standard called SuperSpeed USB 20Gbps to address increased performance and improve data transmission speed. It is for a max data transfer rate of 20Gbps and creates the best possible connection between your devices.</p>
	<h3>Digital PWM</h3> <p>Digital PWM controller is with dual-output multiphase that faster transient performance and accurately regulated frequency control. It can be enabled to greatly increase system efficiency.</p>

	<h3>Super Durable Solid Caps</h3> <p>The best quality solid state capacitors with ultra low ESR design, the Super Durable Solid Caps doubles the lifespan.</p>
	<h3>Iron Slot Protection</h3> <p>The exclusive Iron Slot Protection can reinforce PCI-E x16 slots to handle heavier graphics cards, prevent bending, and extend longevity of the slot, making the new-gen RACING Series much more robust.</p>
	<h3>Tough Power Connectors</h3> <p>Tough Power Connectors are very robust that have larger area to ensure stable and reliable power supply. They can pack more power and durability to make your PC last longer.</p>
	<h3>Super Durable Inductor</h3> <p>Super Durable Inductor brings the benefits of higher current capacity, lower energy loss and better power stability.</p>
	<h3>Moistureproof PCB</h3> <p>The PCB will be oxidizing easily by damp or absorbed moisture, and ionic migration or CAF (Conductive Anodic Filament) will be generated. Moistureproof PCB meets high density and high reliability requirements for moisture proof.</p>
	<h3>M.2 Cooling Protection</h3> <p>M.2 heatsink features ultra-high cooling efficiency for protecting the M.2 SSD from thermal problems, extending the M.2 SSD lifespan for long-term usage and stable operation. To top it off, this cooling design makes the performance of certain M.2 (PCI-e 3.0x4) products most efficient even under high-temperature operating.</p>
	<h3>Dual BIOS</h3> <p>Dual BIOS technology offers a backup BIOS chip to take over the failed main BIOS and recover the system automatically without factory repair.</p>
	<h3>ESD Protection</h3> <p>ESD (Electrostatic Discharge) is the major factor to destroy the PC by electrical overstress (EOS) condition. ESD occurred by PC users when touch any devices connect to a PC, which may result in damage to the motherboard or parts. ESD protection is designed to protect the motherboard and equipment from damage by EOS.</p>
	<h3>OC / OV / OH Protection</h3> <p>OC / OV / OH Protection design detects overvoltage conditions and prevents voltage surges from spreading in real time. It also actively cuts off the overvoltage supply to protect your system.</p>

	<h3>2.5Guard</h3> <p>2.5GUARD features 2.5G having higher data transfer speeds and can strengthen electrical stability and prevent damage from lightning strikes and electrical surges. It's 2.5X improvement than standard Ethernet connections.</p>
	<h3>VIVID LED DJ</h3> <p>New VIVID LED DJ with more customizability and options to control multiple RGB/ARGB LED lighting zones independently. Users can control color, speed and brightness for different modes at ease.</p>
	<h3>EZ Mode</h3> <p>BIOSTAR EZ Mode makes everything as simple and efficient as possible. It has an attractive easy-to-use BIOS system interface that guides users to solve their problems with ease. It lays out the things which you often do in BIOS system to make the flow smooth and seamless.</p>
	<h3>UEFI BIOS</h3> <p>Unified Extensible Firmware Interface (UEFI) is a brand new framework that provides a revolutionary interface. It is a modern clear and easy-to-use graphical user interface. The UEFI comes with a colorful easy-understand icons leads users into the setup layer directly.</p>
	<h3>BIO-Flasher</h3> <p>BIO-Flasher is a convenient BIOS update tool. Just launch this tool and put the BIOS on USB pen driver before entering the OS. You can update your BIOS with only a few clicks without preparing an additional floppy disk or other complicated flash utility.</p>
	<h3>Rapid Debug 3</h3> <p>Rapid Debug 3 posts critical POST code information in a digital LED display. When system malfunction occurs, it auto-detects the device's failure and translates the error codes on the digital LED.</p>
	<h3>A.I FAN</h3> <p>With A.I FAN users can ensure that their gaming PC can maintain its performance while staying cool. According to different cooling needs and usage scenarios, users can control speed modes. Allows users to have more customizability of fan modes and automatically detects different temperatures to make fan operate at defined speed for optimal cooling performance.</p>
	<h3>LED ROCK ZONE</h3> <p>LED ROCK ZONE comes with the RGB 12V LED header and Digital 5V LED header which offer more colorful lighting options to DIY lovers. Adjusting the color of LED and changing system colors by VIVID LED DJ will make you fully enjoy the process of PC modding developing your personal style.</p>
	<h3>CPU OPT</h3> <p>BIOSTAR offers one more fan header which is called CPU OPT. Users can use it to connect any kind of water coolers for a liquid cooling system. Keep your computer stable and enjoy your machine at the utmost potential.</p>

	<h3>BIOSTAR RGB SYNC</h3> <p>BIOSOTAR RGB SYNC is designed to create your personalized lighting effects. Let all the RGB peripherals and components sync together.</p>
	<h3>A.I TP Control</h3> <p>A.I TP Control is designed for overclockers. It provides a user-friendly BIOS environment that overclockers can adjust the temperature setting to keep your PC safe and enjoy extreme overclocking performance.</p>
	<h3>Smart Update</h3> <p>Biostar Smart Update is a utility that can help users run online update. It can download the drivers for your motherboard from Biostar official website and install them automatically.</p>
	<h3>SMART BIOS UPDATE</h3> <p>The easiest way to update the BIOS is provided. Connect the USB driver to the SMART BIOS USB port to update.</p>
	<h3>HDMI®</h3> <p>The terms HDMI® and HDMI® High-Definition Multimedia Interface, and the HDMI® Logo are trademarks or registered trademarks of HDMI Licensing Administrator, Inc. in the United States and other countries.</p>

***The specification and pictures are subject to change without notice and the package contents may differ by area or your motherboard version!**



Biostar International Corp.