


## TP45E XE Motherboard



- Intel LGA775 Platform
- Support latest Intel Socket 775 Core 2 Extreme/Core 2 Quad/Core 2 Duo Processors
- Support Intel 45nm CPU processors
- Intel P45+ICH10 chipset
- FSB 1600(OC)/1333/1066
- Dual-Channel DDR2 -1200(OC)/1066(OC)/800
- 100% Solid Capacitors design
- BIOSTAR G.P.U (Green Power Utility ) Technology
- IEEE1394,S/P DIF Out

### TP45E XE Specification

CPU SUPPORT	Intel® Core™ 2 Extreme Processor Intel® Core™ 2 Quad Processor Intel® Core™ 2 Duo Processor Intel® Pentium® Dual-Core Processor Intel® Celeron® Dual-Core Processor Intel® Celeron® Processor 400 Sequence
FSB	Support FSB 800/1066/1333/1600(OC)MHz
MEMORY	Support Dual Channel DDR2 667/800/1066(OC)/1200(OC) MHz 4 x DDR2 DIMM Memory Slot Max. Supports up to 16GB Memory
STORAGE	6 x SATA II Connector 1 x IDE Connector
LAN	Realtek RTL8111DL - 10/100/1000 Controller
AUDIO CODEC	Realtek ALC888 8+2 Channel HD Audio
USB	6 x USB 2.0 Port 3 x USB 2.0 Header

EXPANSION SLOT	<ul style="list-style-type: none"> <li>1 x PCI-E 2.0 x16 Slot</li> <li>2 x PCI-E x1 Slot</li> <li>3 x PCI Slot</li> </ul>
REAR I/O	<ul style="list-style-type: none"> <li>1 x PS/2 Mouse</li> <li>1 x PS/2 Keyboard</li> <li>1 x FireWire IEEE 1394a Port</li> <li>6 x USB 2.0 Port</li> <li>1 x LAN Port</li> <li>6 x Audio Jacks</li> <li>1 x S/PDIF Out Port</li> </ul>
INTERNAL I/O	<ul style="list-style-type: none"> <li>3 x USB 2.0 Header</li> <li>6 x SATA II Connector (3Gb/s )</li> <li>1 x IDE Connector</li> <li>1 x Floppy Connector</li> <li>1 x Front Audio Header</li> <li>1 x Front Panel Header</li> <li>1 x CD-IN Header</li> <li>1 x CPU Fan Connector</li> <li>2 x System Fan Connector</li> <li>1 x FireWire IEEE 1394 Header</li> </ul>
DIMENSION	ATX Form Factor Dimension: 30.5 cm X 24.4 cm ( W x L )
OS SUPPORT	Supports Windows XP / Vista / 7
ACCESSORIES	<ul style="list-style-type: none"> <li>1 x IDE Cable</li> <li>4 x SATA Cable</li> <li>2 x SATA Power Cable</li> <li>1 x I/O Shield</li> <li>1 x Fully Setup Driver CD</li> <li>1 x User Manual</li> </ul>
FEATURES	<ul style="list-style-type: none"> <li>Windows 7 Compatible</li> <li>Supports 100% Solid capacitor</li> <li>Tweak Tech</li> <li>Supports Clean-Tone</li> <li>Supports O.N.E</li> <li>Supports Rapid Switch2</li> <li>Supports Rapid Debug</li> <li>BIOS-Flasher</li> <li>Supports GPU</li> </ul>
TP45E XE OVERVIEW	
CPU-Chipset	

	<p>Intel P45 chipset</p> <p>The Intel® P45 Chipset supports the latest multi-core processors with FSB 1600MHz, plus the 45nm processors with record-breaking performance and greater energy efficiency. Intel® P45 chipset with optimized system memory capabilities and maximum overclocking, provides faster boot and application load times, as well as additional power saving advantage and scalable options for HD video and 3D gaming!</p>
	<p>FSB1600 Support</p> <p>Based on Biostar's excellent Tseries design and reliable components, this motherboard native supports FSB 1600/ 1333 / 1066 / 800 MHz which allow you to enjoy the latest Intel technology backed by one of the most powerful CPUs in the world.</p>
<p>Speed+</p>	
	<p>O.N.E</p> <p>Biostar offers 3 kinds of overclocking settings (V6/V8/V12) that provide good, better, best O.C settings. The motherboard features the Biostar T series motherboards that allow users to conveniently load preset BIOS settings. These BIOS settings give users freedom to enjoy overclocking with simple instructions.</p>
	<p>DDR2-1200</p> <p>Dual Channel DDR2 1200/1066/800 Color coded DIMM slots designate paired dual channel memory. Many solid capacitors around the high frequency DDR2 DIMMs ensure sufficient and stable power supply even at full loading.</p>
<p>Durable+</p>	
	<p>6 Phase Power Phase Design</p> <p>6-phase VRM design with high quality power components such as low RDS(on) Mosfet for lower temperature has the advantage to raise the overclocking ability.</p>



## 2-Phase Power

### 2 Phase Memory Power Design

2-phase independent power design increases memory voltage stability and durability.



### 100% Solid Caps

With armor-plated Biostar Technology, all capacitors are placed with 100% solid capacitors that have a lasting life cycle, durability and stability for crucial components.



### G.P.U (Green Power Utility)

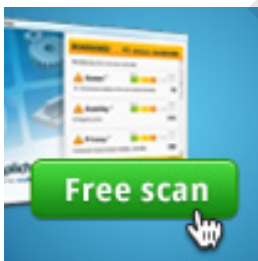
BIOSTAR G.P.U (Green Power Utility) is a new function that enhances energy efficiency by disabling extra phases while CPU is under light loading. It integrates a friendly GUI to monitor the resourcing and response of your CPU thus optimizing the power saving function in your system. G.P.U. constantly sets up the best power efficiency in your system, be it for heavy 3D gaming, Internet or MSN chatting.

DIY+







### MX SUITE

As an Biostar customer you can download MAGIX multimedia tools designed to enhance your music, videos and photos for free. From music and website creation to video editing and photo management. Four products that cover all of your multimedia needs. Simply do more with your media than you ever thought possible.



### Simplitec

"Simplitec" offers premium solutions to ensure your PC is faster, more reliable and free of security gaps - automatically or with customized setups. "Simplitec" is a free bundle software to scan your computer for problems and offers a professional solution for each problem to put your PC back in top form.

	<p><b>BIO-Flasher</b></p> <p>BIO-Flasher is a convenient BIOS update tool. Just launch this tool and put the BIOS on USB pen driver before entering the OS. You can update your BIOS with only a few clicks without preparing an additional floppy disk or other complicated flash utility.</p>
	<p><b>BIO-ReLife</b></p> <p>BIO-ReLife Technology lets you recover crashed BIOS data from a USB flash pen driver that stores new BIOS file. This practical BIOS utility can restore your system and recover from a BIOS crash situation.</p>
	<p><b>Rapid Switch</b></p> <p>No more meddling with the power and reset jumpers onboard. The power and reset buttons are already built onboard. It is convenient for DIY users to test the board without short-circuiting the wrong pins.</p>
	<p><b>Rapid Debug</b></p> <p>There is no need to check any H/W installation error. Onboard LED indicator answers the question for the user.</p>
<p>*The specification and pictures are subject to change without notice and the package contents may differ by area or your motherboard version!</p>	